



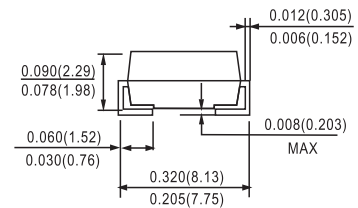
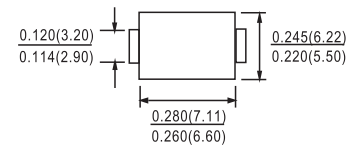
FEATURES

- For surface mounted applications in order to optimize board space.
- Low profile package
- Built-in strain relief
- Glass passivated junction
- Low inductance
- Plastic package has Underwriters Laboratory Flammability Classification 94V-O
- Pb free product are available : 99% Sn can meet RoHS environment substance directive request

Mechanical Data

Case: JEDEC DO-214AB, Molded plastic over passivated junction.
 Terminals: Solder plated, solderable per MIL-STD-750, Method 2026
 Polarity: Color band denotes positive end (cathode)
 Standard Packaging: 16mm tape (EIA-481)
 Weight: 0.007 ounce, 0.21 gram

DO-214AB(SMC)



Dimensions in inches and (millimeters)

MAXIMUM RATINGS AND ELECTRICAL CHARACTERISTICS

Ratings at 25°C ambient temperature unless otherwise specified.

Parameter	Symbol	Value	Units
DC Power Dissipation on TL=75°C ,Measure at Zero Lead Length Derate above 75°C	P _D	5.0 67	Watts mW / °C
Operating Junction and Storage Temperature Range	T _J , T _{STG}	-55 to +150	°C

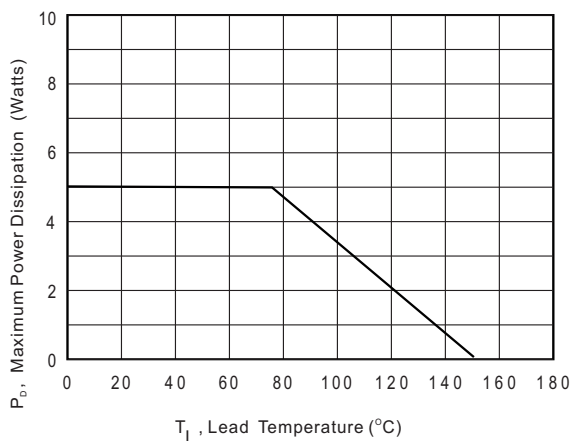


Fig.1 Power Temperature Derating Curve

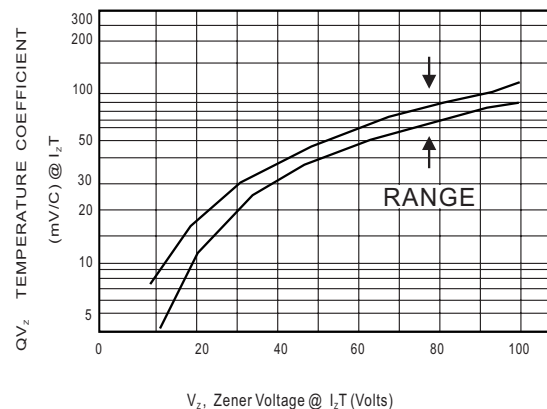


Fig.2 Temperature Coefficient-Range For units 10 to 100 volts



TAYCHIPST

SURFACE MOUNT SILICON ZENER DIODES

1SMC5334 THRU 1SMC5378

3.6V-100V 12mA-350mA

Part Number	Marking Code	Nominal Zener Voltage			Max. Zener Impedance				Max Reverse Leakage Current	
		V _Z @ I _{ZT}			Z _{ZT} @ I _{ZT}		Z _{ZK} @ I _{ZK}		I _R @ V _R	
		Nom. V	Min. V	Max. V	Ω	mA	Ω	mA	μA	V
1SMC5334	334B	3.6	3.42	3.78	3	350.0	500	1.00	150.00	1.00
1SMC5335	335B	3.9	3.71	4.10	2	320.0	500	1.00	50.00	1.00
1SMC5336	336B	4.3	4.09	4.52	2	290.0	500	1.00	10.00	1.00
1SMC5337	337B	4.7	4.47	4.94	2	260.0	450	1.00	10.00	1.00
1SMC5338	338B	5.1	4.85	5.36	2	240.0	400	1.00	10.00	1.00
1SMC5339	339B	5.6	5.32	5.88	1	220.0	400	1.00	10.00	2.00
1SMC5340	340B	6.0	5.70	6.30	1	200.0	300	1.00	10.00	3.00
1SMC5341	341B	6.2	5.89	6.51	1	200.0	200	1.00	10.00	3.00
1SMC5342	342B	6.8	6.46	7.14	1	175.0	200	1.00	10.00	5.20
1SMC5343	343B	7.5	7.13	7.88	2	175.0	200	1.00	10.00	5.70
1SMC5344	344B	8.2	7.79	8.61	2	150.0	200	1.00	10.00	6.20
1SMC5345	345B	8.7	8.27	9.14	2	150.0	200	1.00	10.00	6.60
1SMC5346	346B	9.1	8.65	9.56	2	150.0	150	1.00	7.50	6.90
1SMC5347	347B	10	9.50	10.50	2	125.0	125	1.00	5.00	7.60
1SMC5348	348B	11	10.45	11.55	3	125.0	125	1.00	5.00	8.40
1SMC5349	349B	12	11.40	12.60	3	100.0	125	1.00	2.00	9.10
1SMC5350	350B	13	12.35	13.65	3	100.0	100	1.00	1.00	9.90
1SMC5351	351B	14	13.30	14.70	3	100.0	75	1.00	1.00	10.60
1SMC5352	352B	15	14.25	15.75	3	75.0	75	1.00	1.00	11.50
1SMC5353	353B	16	15.20	16.80	3	75.0	75	1.00	1.00	12.20
1SMC5354	354B	17	16.15	17.85	3	70.0	75	1.00	0.50	12.90
1SMC5355	355B	18	17.10	18.90	3	65.0	75	1.00	0.50	13.70
1SMC5356	356B	19	18.05	19.95	3	65.0	75	1.00	0.50	14.40
1SMC5357	357B	20	19.00	21.00	3	65.0	75	1.00	0.50	15.20
1SMC5358	358B	22	20.90	23.10	4	50.0	75	1.00	0.50	16.70
1SMC5359	359B	24	22.80	25.20	4	50.0	100	1.00	0.50	18.20
1SMC5360	360B	25	23.75	26.25	4	50.0	110	1.00	0.50	19.00
1SMC5361	361B	27	25.65	28.35	5	50.0	120	1.00	0.50	20.60
1SMC5362	362B	28	26.60	29.40	6	50.0	130	1.00	0.50	21.20
1SMC5363	363B	30	28.50	31.50	8	40.0	140	1.00	0.50	22.80
1SMC5364	364B	33	31.35	34.65	10	40.0	150	1.00	0.50	25.10
1SMC5365	365B	36	34.20	37.80	11	30.0	160	1.00	0.50	27.40
1SMC5366	366B	39	37.05	40.95	14	30.0	170	1.00	0.50	29.70
1SMC5367	367B	43	40.85	45.15	20	30.0	190	1.00	0.50	32.70
1SMC5368	368B	47	44.65	49.35	25	25.0	210	1.00	0.50	35.80
1SMC5369	369B	51	48.45	53.55	27	25.0	230	1.00	0.50	38.80
1SMC5370	370B	56	53.20	58.80	35	20.0	280	1.00	0.50	42.60
1SMC5371	371B	60	57.00	63.00	40	20.0	350	1.00	0.50	45.50
1SMC5372	372B	62	58.90	65.10	42	20.0	400	1.00	0.50	47.10
1SMC5373	373B	68	64.60	71.40	44	20.0	500	1.00	0.50	51.70
1SMC5374	374B	75	71.25	78.75	45	20.0	620	1.00	0.50	56.00
1SMC5375	375B	82	77.90	86.10	60	15.0	720	1.00	0.50	62.20
1SMC5376	376B	87	82.65	91.35	75	15.0	760	1.00	0.50	66.00
1SMC5377	377B	91	86.45	95.55	75	15.0	760	1.00	0.50	69.20
1SMC5378	378B	100	95.00	105.00	90	12.0	800	1.00	0.50	76.00